


# SPACE ENSEMBLE

BLACKED OUT

DEATH BY AUDIO




# SPACE ENSEMBLE SE-1

FROM THE FARTHEST CORNERS OF THE COSMOS COMES  
THE SPACE ENSEMBLE SE-1, A GROUNDBREAKING VOCAL  
EFFECT BY DEATH BY AUDIO.

In a compact design, the **SE-1** captures the realm of atmospheric vocal processing. Equipped with a robust mic preamp and versatile chorus and reverb effects, it offers instant access to both classic retro tones and futuristic spatial textures.

Use the simple and powerful controls to take your voice to new sonic dimensions. Utilizing the Chorus control, you can vary from slow, wide modulations to rapid detuning bends. The Reverb knob blends in a short reverb before stretching to an almost infinite organic dreamscape. The **SE-1**'s 100% Dry/Wet **mix** control makes it perfect for both impressive stage performances and explorative studio applications. And the **SEND** and **RECEIVE** jacks allow you to integrate any other guitar pedals to sculpt your distinctive sound.

Attain your desired studio results and carry them effortlessly to gigs and recordings, spanning from vintage 70s tape doubling to the iconic 80s sound, ethereal shoegaze soundscapes, or entirely new creative frontiers. The **DEATH BY AUDIO SPACE ENSEMBLE SE-1** is equipped to reshape your vocals, simulating spaces from a compact closet to the heart of a galactic black hole. Buckle up for liftoff.



# OPERATION MANUAL

## CONNECTIONS

**OUTPUT:** Connect this to a mixer. It gives a good strong signal due to the internal mic preamp.

**MICROPHONE:** Plug a dynamic microphone in here. Does not work with phantom power microphones without an external phantom power source.

**SEND/PRE OUT:** Plug out of the **SEND** jack into any additional effects, then back into the **RECEIVE** jack to introduce new sounds into your vocals. This loop is before the effects, allowing you to affect your dry vocals before the **chorus/reverb** generated by **THE SPACE ENSEMBLE**.

**NOTE:** Can be used as a mic preamp by connecting an XLR mic into the **MICROPHONE** jack and using a 1/4" cable to connect to an amp or whatever you want.

**RECEIVE/AUX INPUT:** The return of the effects loop when used in conjunction with the **SEND/PRE OUT**. Can also be used to plug a 1/4" source directly into the **SE-1**.



## EXTERNAL CONTROLS

**CHORUS SPEED:** Blends from unnoticeable chorus to slow chorus to fast warbles as the knob is turned up.

**MIX:** Blends from 100% dry vocals to 100% affected vocals and everything in between.

**REVERB TIME:** Blends from dry unaffected vocals to small ambiance to huge lush atmospheric effects as the knob is turned up.

## INTERNAL CONTROLS

**1. CHORUS INTENSITY:** Adjusts the depth and feedback of the chorus circuit simultaneously. Ranges from subtle chorus effects at 1 to full-on inhuman weirdness at 10.

**2. GAIN:** Sets the gain of the microphone input. 7 or higher is ideal for most microphones and we recommend setting it high for best noise performance.

## POWER



**9V - POWERS THE DEVICE. IT RUNS ON A STANDARD 2.1MM NEGATIVE CENTER 9V ADAPTER.**



**FR**  
Cet appareil,  
ses accessoires  
et cordons  
se recyclent

À DÉPOSER  
EN MAGASIN



À DÉPOSER  
EN DÉCHÈTERIE




OU

Points de collecte sur [www.quefairedemesdechets.fr](http://www.quefairedemesdechets.fr)  
Privilégiez la réparation ou le don de votre appareil !

**UK CA CE FCC**



This device complies with part 15 of the FCC Rules. Operation is subject to the following two conditions: (1) This device may not cause harmful interference, and (2) this device must accept any interference received, including interference that may cause undesired operation.



INSIDE  
TRIMMERS



OUTPUT

MICROPHONE

DEATH BY AUDIO

chorus speed

0% 100%

mix

SPACE ENSEMBLE

reverberation time

TIME IN SECONDS

PROBE TO FEEDBACK

RECEIVE /AUX INPUT /SEND /PRE OUT

9V

